CONSTRUCTION MANAGEMENT + BIM

Construction Project Manager

Mohammadsaeed Azarshab

Planning and site delivery

BIM and design coordination

Planning, project controls and BIM-enabled delivery across commercial, office, residential and refurbishment projects.



Construction / BIM visualisation

linkedin.com/in/mohammadsaeedazarshab

Profile & Project Index

Construction management since 2015

I am a **Construction Project Manager** with an **Architectural Engineering** background and **BIM** capability. My experience has progressed from assistant management through civil-works and senior construction-delivery roles.

I manage programmes, contractor interfaces, procurement, commercial controls, technical coordination and site delivery across commercial, office, residential and refurbishment projects. BIM and digital workflows support information control and structured decision follow-up.

Working tools

Microsoft Project · Excel · Revit (Architecture, Structure & MEP) · Navisworks · AutoCAD · BIM 360

Bachelor's and Master's Degrees in Architectural Engineering
University of Tehran | 2015 / 2020
Positive **VETASSESS** Skills Assessment

Professional Membership — Tehran Construction Engineering Organization

EXPLORE THE PORTFOLIO

03–05 Planning, BIM & Project Delivery

06–09 Leadership & Project Controls

10–22 Commercial & Office Projects
Niayesh Mall 10–20 · Tavanir 21–22

23–27 Residential Projects
Seoul 23–24 · Qom 25–26 · Husseinabad 27

28–30 Refurbishment & Heritage
Baharloo 28 · Nasim 29 · Zahir al Islam 30

31–34 Wood Framing Project Management & BIM

35–36 Digital Project Controls & Applied Research

37–39 Professional Development, VETASSESS & Contact

CURRENT PROFESSIONAL FOCUS
Digital project controls and applied research; procurement, contractor selection and team coordination at Niroversa. Specialist contractors deliver installations.

Programme Planning & Quantity Control

MS Project programme and **Excel** quantity records used to review sequencing, material requirements and progress.



Programme record
MS Project / sequencing and dependencies

Amount	Unit	Description	Chapter numbe
27.1	m3	Excavation up to 2 meters deep - manual	Chapter 2 and
17.136	m3	Drilling a pile well rod - manual	
1194.081	m3	Excavation up to 2 meters deep - mechanical	
374.489	m3	Excavation more than 2 meters deep - mechanical	
1000.624365	m3	Backfilling after blockage	
90.49	m3	Blockage volume	Chapter 4
162.564	m2	Metal formwork in foundations and foundation piles	Chapter 6
3.209	m2	Metal mold in the middle coil	
1623.54441	kg	Ribbed rebar, type AII, 6 mm diameter	Chapter 7
6556.110864	kg	Ribbed rebar, type AII, 10 mm diameter	
4022.401778	kg	Ribbed rebar, type AII, 12 mm diameter	
7275.901437	kg	Type AII ribbed rebar with a diameter of 14 mm	
3995.196049	kg	All type ribbed round bar with a diameter of 16 mm	
5112.2	kg	All type ribbed round bar with a diameter of 18 mm	
217.3518519	kg	All type ribbed round bar with a diameter of 22 mm	
591.2	kg	Geared tie rod (bolt)	
21.95679	m3	Concrete volume Mogger	Chapter 8
125.248345	m3	Volume of concrete for foundations and piers	
0.805	m3	Volume of concrete in the middle coil	
333.12	kg	IPE 120	
4595.96	kg	IPE 140	
2237.33305	kg	IPE 160	
13227.868	kg	IPE 180	
[illegible]	kg	IPE 270	

933.0715	m2	Total area of the block joist ceilings implemented	Chapter 10
53.92	m2	Underground brick wall - chair	Chapter 11
35.385	m2	Arching between the stair railings	
74.652105	m3	11 cm internal clay block blade	
232.73921	m3	22 cm internal clay block blade	
37.75625	m3	35 cm internal clay block blade	
297	m2	Floor insulation in wet spaces and on foundations	Chapter 13
278	m2	Roof insulation	
2605.5316	kg	Door and window frames	Chapter 16
282.6	kg	Iron entrance and parking doors	
574	kg	Stair railing	
1.903	m2	Interior wall surfaces - vertical	Chapter 18
725.53595	m2	Roof area	
568	m	Latch between horizontal and vertical surfaces	
57	m2	Wooden cornice	Chapter 19
247.224	m2	Tiling services	Chapter 20
236.664	m2	Kitchen tiling	
34.6	m2	Ceramic bathroom floors	
56.3	m2	Ceramic kitchen floors	
31.87	m2	Ceramic terrace floors	
388.83725	m2	Parking lot and yard floor mosaic	Chapter 21
29	m2	Vertical slab stones (base and treads of stairs)	Chapter 22
17	m2	Staircase floor	

Quantity records / Excel material requirements

How I Use This Information

I use programme and quantity data together to review activity sequencing, dependencies, material requirements and progress. The findings support coordination of procurement, technical information and site activities.

Planning & Quantity Integration

Sequence

Link activities, dependencies and milestones to work packages.

Quantities

Check measured quantities against material and procurement needs.

Timing

Align material demand with programme dates and site priorities.

Control

Review progress and quantities together to flag constraints early.

Schedule Recovery & Decision-Making

Niayesh Mall — Selected Package Recovery (2-Week Forecast Delay)

Week 40	Week 42	2 Weeks	USD 18,000
Approved Baseline	Delay Forecast	Time Recovered	Recovery Cost

Schedule Recovery Control Path

RECOVERY DECISION — USD 18,000 APPROVED



Decision

A fabrication delay shifted forecast completion from Week 40 to Week 42. I reviewed programme logic, contractor capacity, procurement lead times and recovery cost, then recommended resequencing two zones and splitting fabrication releases. The USD 18,000 recovery budget was approved before implementation.

My Role

I assessed options across programme, procurement and cost, then coordinated supplier releases, activity resequencing and site priorities to protect the planned completion milestone.

Delay identified → **Options reviewed** → **Recovery approved** → **Activities resequenced** → **Week 40 handover**

Milestone protected — 2 weeks recovered. Actual handover achieved in Week 40.

Summary visualisation based on supplied project figures; not an MS Project export.

Integrated Project Controls & BIM Coordination

05

I connect WBS-based planning, critical-path and milestone review with BIM coordination, issue ownership and document control. The paired views show how programme priorities and technical information support coordinated delivery decisions.

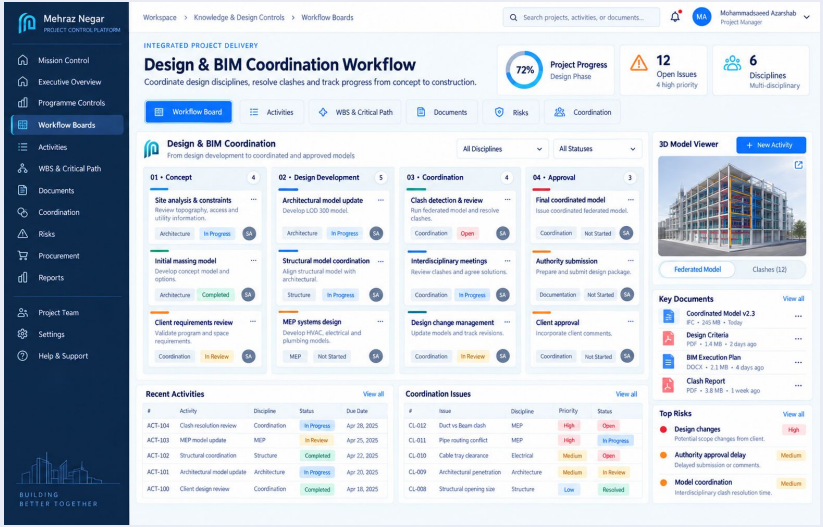

Design & BIM Coordination Workflow
Design reviews, issues and information flow

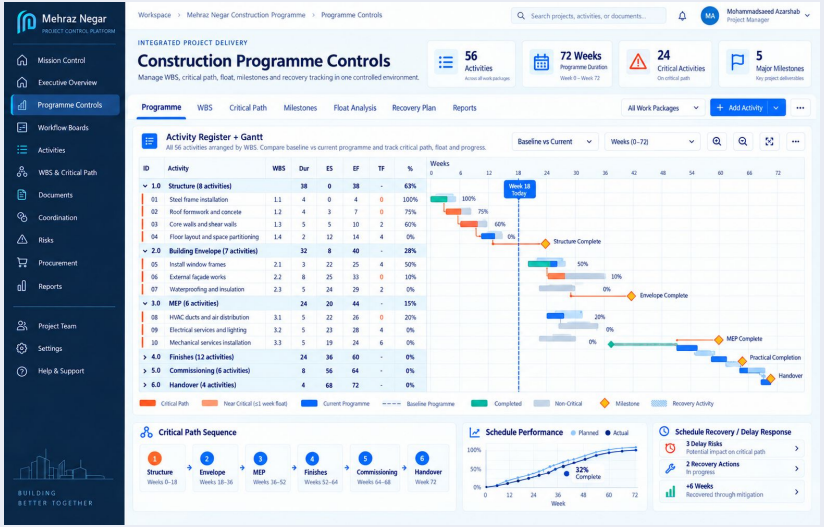

Construction Programme Controls
WBS, critical path, milestones and recovery

Software demonstration. Interface data is illustrative, not an approved contractual programme or verified project result.

For platform authorship and development, see page 35.